

# MOBILE Access Control

makes your life more convenient!



**HUNDURE**

## HUNDURE speaks for the best access control security solution

# 240,000+


INSTALLED DOORS

# 1,130,000+

WE PRODUCED

# 11,000+

CUSTOMERS



### Who We Are

Hundure Technology was established in Taiwan in 1989 and has 30+ years of experience in designing and developing access control systems. Our expertise also spans research and development, manufacturing, planning, integration, engineering, training and maintenance.

### What We Do

Access control management system consulting and services.  
Design and integration technology of MCU, RFID, HARDWARE and SOFTWARE for access control solutions.  
High value-added HARDWARE and SOFTWARE customization services.  
OEM / ODM services.  
All of our products are DESIGNED and MADE IN TAIWAN.

### Who We Serve

We offer a wide range of security management solutions for domestic and foreign government institutions, transportation, commercial buildings, factories, educational institutions, communities, parking lots, hotels and apartments.

### Looking Ahead

We are always up-to-date with the latest technological developments  
Mobile access control - keyless access control using QR codes, Bluetooth or remote technology  
Cloud-based access control - time and attendance apps, cloud-based access controllers

- **Access Control Management System**

Open doors by Card, PIN, Smartphone, Biometrics Recognition, Remote.

- **Real Time Location System**

Real-time location tracking and status monitoring of people or objectives.

- **Time Attendance Management System**

Clock in and out by Card, PIN, Smartphone, and Biometrics Recognition. Accurately track and record employee's time attendance.

- **Cloud-Based Access Control Management**

Access control software can be accessed anytime, anywhere on any Internet-ready device. No local server is required. All records are stored in the cloud.

- **Cloud-Based Time Attendance Management**

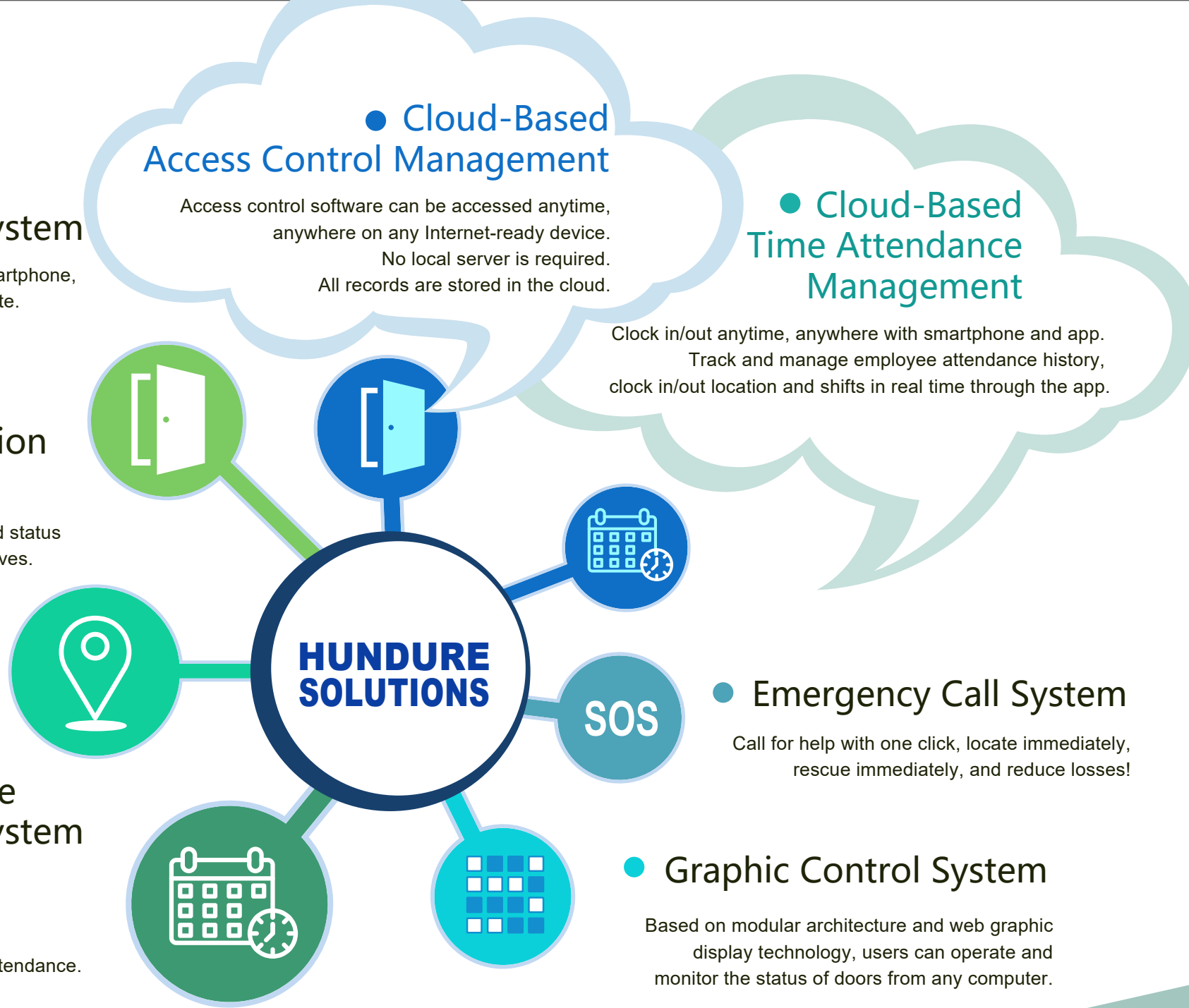
Clock in/out anytime, anywhere with smartphone and app. Track and manage employee attendance history, clock in/out location and shifts in real time through the app.

- **Emergency Call System**

Call for help with one click, locate immediately, rescue immediately, and reduce losses!

- **Graphic Control System**

Based on modular architecture and web graphic display technology, users can operate and monitor the status of doors from any computer.



# Access Control

Series	Single Door - Access Controller			Mini Access Controller	Mullion Access Controller	Single Door - LCD Access Controller
Image	 (1) (2)	 (1) (2)				
Spec. \ Model No.	(1) HAC-512 (2) RAC-520	(1) RAC-920 (2) RAC-930	(1) RAC-A10 (2) HAC-A12	HAC-C2	HAC-710	(1) HAC-100 (2) HAC-101 <sup>d</sup>
Read Format	EM / Mifare	EM / Mifare	(1) Mifare (2) EM / Mifare	EM / Mifare	EM / Mifare	EM / Mifare
Interface (To PC)	RS-485	RS-485	RS-485	RS-485	TCP/IP	(1) TCP/IP (2) RS-485, TCP/IP
Interface (To Reader)	(1) T2 / W26 (2) T2	T2	T2 / W26	T2 / W26	T2 / W26	T2 / W26
Comm. Interface (To CCTV)	-	-	-	-	-	-
Cardholders	(1) 5,000 (2) 1,024	1,024	(1) 1024 (2) 20,000	5,000	20,000	40,000
Transactions	(1) 5,000 (2) 800	800	(1) 800 (2) 40,000	5,000	40,000	40,000
Input Ports	3	3	3	2	3	3
Built-in Relays	1	1	(1) 1 (2) 2	1	1	1
Optional Output <sup>1</sup>	ACU-30	ACU-30	ACU-30	ACU-30	ACU-30	ACU-30 MCU-0016 (HAC-101)
Display	LED	LED	LED	LED	LED	Color LCD
Time Zones / Time Schedules	-	-	-	-	128 / 128	256
Holiday Schedules	-	-	-	-	100 days / Group (2 Groups)	100 days / Group (2 Groups)
Unlock Door Time Schedules	-	-	-	-	V	V
Ingress protection	-	IP65	-	IP65	IP65 <sup>a</sup>	-
Power Input	DC12V / 1A	DC12V / 1A	DC12V / 1A	DC12V / 1A	DC12V / 1A	DC12V / 1A
Operating Temperature	-10° C ~ 70° C / 14° F ~ 158° F		-20° C ~ 70° C / -4° F ~ 158° F		-40° C ~ 70° C / -40° F ~ 158° F	-10° C ~ 70° C / 14° F ~ 158° F
Relative Humidity	20% ~ 80% (Non-condensing)					
Dimensions (LxWxH / mm)	(1) 112 x 77 x 21 (2) 120 x 76 x 23	120 x 77 x 22	120 x 80 x 27	Controller: 50.5 x 43 x 31.5 Faceplate: <sup>b</sup> 115 x 70 x 2 / <sup>c</sup> 86 x 86 x 2	130 x 45 x 25	140 x 100 x 31

<sup>1</sup> ACU-30 is an optional item with 2 relays; MCU-0016 is an external item to expand output ports.

<sup>a</sup> For HAC-710PE-WR, HAC-710PM-WR models only.

<sup>b</sup> Compatible with 120 Type Back Box.

<sup>c</sup> Compatible with 86 Type Back Box.

<sup>d</sup> HAC-101 also supports the elevator control.

Series	Single Door - LCD Access Controller			2 Door Control Panel	4 Door Control Panel	Web-based 4 Door Control Panel	4/8/16 Door Control Panel
Image							
		(1) (2)					
Spec. \ Model No.	RAC-940	(1) RAC-960 (2) RAC-970	RAC-971	(1) RAC-2000WS (2) RAC-2000WSN	(1) RAC-4600 (2) RAC-4600N	HAC-4200N	(1) RAC-2400 (2) RAC-2400N
Read Format	EM / Mifare	EM / Mifare	EM / Mifare / NFC <sup>e</sup>	-	-	-	-
Interface (To PC)	RS-232 / 485	RS-485, TCP/IP	RS-485, TCP/IP	(1) RS-485 (2) TCP/IP	(1) RS-485 (2) TCP/IP	TCP/IP	(1)RS-485 (2)TCP/IP
Interface (To Reader)	T2 / W26	T2 / W26	T2 / W26	T2 / Wiegand / RS-485 / OSDP <sup>f</sup>	T2 / Wiegand / RS-485	T2 / Wiegand / RS-485	RS-485 (L-Type)
Comm. Interface (To CCTV)	RS-485	RS-485	RS-485	-	-	-	-
Cardholders	10,000	40,000	40,000	15,000	100,000	100,000	50,000
Transactions	10,000	100,000	100,000	40,000	200,000	100,000	80,000
Input Ports	3	3	3	8	9	9	2
Built-in Relays	1	1	1	4	8	8	1
Optional Output <sup>2</sup>	ACU-30	ACU-30	ACU-30	-	-	-	ACU-100
Display	Mono LCD	Mono LCD	Color LCD	-	-	-	-
Time Zones / Time Schedules	16 / 16	128 / 128	128 / 128	128 / 128	256 / 256	256 / 256	256 / 256
Holiday Schedules	64 days / Group (2 Groups)	100 days / Group (2 Groups)	100 days / Group (2 Groups)	100 days / Group (2 Groups)	100 days / Group (2 Groups)	100 days / Group (2 Groups)	100 days / Group (64 Groups)
Unlock Door Time Schedules	V	V	V	V	V	V	V
Ingress protection	IP65	IP65	IP65	-	-	-	-
Power Input	DC12V / 1A	DC12V / 1A	DC12V / 1A	DC12V / 1A	DC12V / 1A	DC12V / 1A	DC12V / 1A
Operating Temperature	0° C ~ 55° C / 32° F ~ 131° F		-10° C ~ 70° C / 14° F ~ 158° F	-40° C ~ 70° C / -40° F ~ 158° F			-10° C ~ 55° C / 14° F ~ 131° F
Relative Humidity	20% ~ 80% (Non-condensing)						
Dimensions (LxWxH / mm)	130 x 100 x 27	130 x 100 x 27	130 x 100 x 27	150 x 210 x 29	150 x 210 x 40	150 x 210 x 29	150 x 210 x 29




<sup>2</sup> ACU-30 is an optional item with 2 relays; ACU-100 is an optional single door panel for interfacing with T2/Wiegand Reader.

<sup>e</sup> For RAC-971PM Mifare model only; need to work with Android APP.

<sup>f</sup> For RAC-2000WS-OSP, RAC-2000WSN-OSP OSDP models only.









# Mobile Access

Series	QR Code Access Controller	QR Code Reader		
Image				
Spec. \ Model No.	RAC-971Q	PXR-Q1	PXR-Q2	PXR-Q3
Read Format	EM / Mifare / QR Code / NFC <sup>g</sup>	EM / Mifare / QR Code	Mifare / QR Code	Mifare / QR Code
Interface (To PC)	RS-485, TCP/IP	-	-	-
Interface (To Reader)	T2 / W26	-	-	-
Comm. Interface (To CCTV)	RS-485	-	-	-
Reader Interface (To Controller)	-	W&S, L	S, L	W&S
Cardholders	40,000	-	-	-
Transactions	100,000	-	-	-
Input Ports	3	L-Type: 3 Non L-Type: 1	L-Type: 3 Non L-Type: 1	-
Built-in Relays	1	L-Type: 1	L-Type: 1	-
Optional Output <sup>3</sup>	ACU-30	ACU-30	ACU-30	-
Display	Color LCD	LED	LED	LED
Time Zones / Time Schedules	128 / 128	-	-	-
Holiday Schedules	100 days / Group (2 Groups)	-	-	-
Unlock Door Time Schedules	V	-	-	-
Ingress protection	IP65	-	-	-
Power Input	DC12V / 1A	DC12V / 1A	DC12V / 1A	DC12V / 1A
Operating Temperature	-10° C ~ 70° C / 14° F ~ 158° F	-20° C ~ 70° C / -4° F ~ 158° F		
Relative Humidity	20% ~ 80% (Non-condensing)			
Dimensions (LxWxH / mm)	130 x 100 x 27	<sup>h</sup> Faceplate: 86 x 86 x 13 Backside: 65 x 58 x 24	<sup>i</sup> Faceplate: 120x 75 x 13 Backside: 65 x 58 x 24	<sup>h</sup> Front: 86 x 86 x 39 Side: 69 x 66 x 39
Case Color	SV	BL	BL	BL

※ Reader Interfaces W: Wiegand, S: RS-485, L: L-Type  
<sup>3</sup> ACU-30/ACU-90 is an optional item with 2 relays.  
<sup>g</sup> For RAC-971PMQ Mifare model only; need to work with Android APP.

<sup>h</sup> Compatible with 86 Type Back Box.  
<sup>i</sup> Compatible with 120 Type Back Box.

# Applications

Series	Elevator Control Panel		Parking Control Panel			Energy Controller
Image						
Spec. \ Model No.	HDE-120	HDE-100WS	HDP-100WS	HDP-100WSN	HDP-200SN	ECU-680
Read Format	-	-	-	-	-	Mifare
Interface (To PC)	TCP/IP & RS-485	RS-232 / RS-485	RS-485	TCP/IP	TCP/IP	RS-485
Interface (To Reader)	Wiegand / RS-485	Wiegand / RS-485	Wiegand / RS-485	Wiegand / RS-485	Wiegand / RS-485	-
Cardholders	100,000	10,000	15,000	15,000	5,000	1,024
Transactions	30,000	6,000	40,000	40,000	15,000	800
Input Ports	3	8	8	8	8	1
Built-in Relays	3 + 32 (for 32 floor control)	4	4	4	4	-
Output Ports <sup>4</sup>	MCU-0016	MCU-0016	-	-	-	RLY-66 series
Control	96 floors	64 floors	Entry Lane x 1, Exit Lane x 1	Entry Lane x 1, Exit Lane x 1	Entry Lane x 1, Exit Lane x 1	Power control x 1
Time Zones / Time Schedules	256 / 256	256 / 128	128 / 128	128 / 128	128 / 64	8 / 8
Holiday Schedules	100 days / Group (2 Groups)	100 days / Group (2 Groups)	100 days / Group (2 Groups)	100 days / Group (2 Groups)	100 days / Group	Unrestricted time schedules x 4
Power Input	DC12V / 2.5A	DC12V / 1A	DC12V / 1A	DC12V / 1A	DC12V / 1A	DC12V / 1A
Operating Temperature	-40° C ~ 70° C / -40° F ~ 158° F					-10° C ~ 70° C / 14° F ~ 158° F
Dimensions (LxWxH / mm)	150 X 245 X 33	150 x 210 x 29	150 x 210 x 29	150 x 210 x 29	150 x 210 x 29	86 x 86 x 27

<sup>4</sup> MCU-0016 and RLY-66 series are external items to expand output ports.



# Time Attendance





Series	LED Time Attendance Recorder		LCD Time Attendance Recorder		
Image					
Spec. \ Model No.	HTA-830	HTA-840	HTA-860	HTA-870	HTA-871
Read Format	EM / Mifare	EM / Mifare	EM / Mifare	EM / Mifare	EM / Mifare / NFC <sup>j</sup>
Interfaces (To PC)	TCP/IP	TCP/IP (PoE)	RS-485, TCP/IP	RS-485, TCP/IP	RS-485, TCP/IP
Interface (To Reader)	-	-	T2 / W26	T2 / W26	T2 / W26
Cardholders	15,000	15,000	22,000	22,000	22,000
Transactions	40,000	40,000	150,000	150,000	150,000
Input Port	-	-	1	1	3
Built-in Relay	1	1	1	1	1
Optional Output <sup>5</sup>	-	-	ACU-30	ACU-30	ACU-30
Display	LED	LED	Mono LCD	Mono LCD	Color LCD
Duty Timetables / Siren Schedules	16 / 32	16 / 32	32 / 32	32 / 32	32 / 32
ISP Function	V	V	V	V	V
Ingress Protection	-	-	IP65	IP65	IP65
Power Input	DC12V / 1A	Powered from PoE Hub	DC12V / 1A	DC12V / 1A	DC12V / 1A
Dimensions (LxWxH / mm)	160 x 100 x 40 (Without base)		130 x 100 x 27	130 x 100 x 27	130 x 100 x 27

<sup>5</sup> ACU-30 is an optional item with 2 relays.  
<sup>j</sup> For HTA-871PM Mifare model only; need to work with Android APP.





# Biometric Authentication

Series	LCD Time Attendance Recorder			
Image				
Spec. \ Model No.	HTA-502F-N, -V	HTA-860F	HTA-870F	HTA-871F
Biometrics	Fingerprint			
User / Capacity	1,500 users / 3,000 templates	950 users /1,900 templates or 4,750 users / 9,500 templates (option)		
Read Format	EM / Mifare	EM / Mifare	EM / Mifare	EM / Mifare / NFC <sup>l</sup>
Interface (To PC)	N : TCP/IP V : TCP/IP PoE <sup>k</sup>	RS-485, TCP/IP	RS-485, TCP/IP	RS-485, TCP/IP
Interface (To Reader)	-	T2 / W26	T2 / W26	T2 / W26
Interface (To CCTV)	-	RS-485	RS-485	RS-485
Cardholders	3,000	22,000	22,000	22,000
Transactions	100,000	150,000	150,000	150,000
Input Port	1	1	1	3
Built-in Relay	1	1	1	1
Optional Output <sup>6</sup>	ACU-30	ACU-30	ACU-30	ACU-30
Display	Color LCD	Mono LCD	Mono LCD	Color LCD
Duty Timetables / Siren Schedules	32 / 32	32 / 32	32 / 32	32 / 32
Power Input	DC5V / 1A, PoE <sup>k</sup>	DC12V / 1A	DC12V / 1A	DC12V / 1A
Dimensions (LxWxH / mm)	160 x 134 x 34	130 x 140 x 41	130 x 140 x 41	130 x 140 x 41

<sup>6</sup> ACU-30 is an optional item with 2 relays.

<sup>k</sup> The power input of PoE model (HTA-502F-V) is powered from PoE Hub.

<sup>l</sup> For HTA-871PMF Mifare model only; need to work with Android APP.

Series	Single Door-Access Controller		Reader	Single Door-Access Controller	Reader
Image					
Spec. \ Model No.	RAC-820FV	RAC-852FV	PXR-82FV	(1) RAC-810F (2) RAC-820F	(1) PXR-81F (2) PXR-82F
Biometrics	Finger Vein			Fingerprint	
User / Capacity	6,000 users /12,000 templates			950 users /1,900 templates or 4,750 users / 9,500 templates (option)	
Read Format	Mifare	EM / Mifare	Mifare	(1) Mifare (2) EM / Mifare	(1) Mifare (2) EM / Mifare
Interface (To PC)	TCP/IP	RS-485, TCP/IP	W26/RS-485 (To controller); TCP/IP (finger vein data)	TCP/IP	W26 / RS-485 (To controller); TCP/IP fingerprint data)
Interface (To Reader)	T2 / W26	T2 / W26	-	T2 / W26	-
Interface (To CCTV)	-	RS-485	-	-	-
Cardholders	18,000	18,000	-	18,000	-
Transactions	150,000	150,000	-	150,000	-
Input Port	3	3	1	3	1
Built-in Relay	1	1	-	1	-
Optional Output <sup>7</sup>	ACU-30	ACU-30	-	ACU-30	-
Display	LED	Mono LCD	LED	LED	LED
Time Zones /Time Schedules	128 / 128	128 / 128	-	128 / 128	-
Holiday Schedules	100 days / Group (2 Groups)			100 days / Group (2 Groups)	-
Unlock Door Time Schedules	V	V	-	V	-
Power Input	DC12V / 1.5A	DC12V / 1.5A	DC12V / 1.5A	DC12V / 1A	DC12V / 1A
Dimensions (LxWxH / mm)	135 x 75 x 91	142 x 200 x 91	135 x 75 x 91	(1) 141 x 75 x 49 (2) 135 x 75 x 41	(1) 141 x 75 x 49 (2) 135 x 75 x 41

<sup>7</sup> ACU-30 is an optional item with 2 relays

Series	Mullion Access Controller	Single Door - LCD Access Controller			Face Recognition Access Controller
Image					
Spec. \ Model No.	HAC-710F <sup>m</sup>	RAC-960F	RAC-970F	RAC-971F	HAC-971FA
Biometrics	Fingerprint				Face
User / Capacity	950 users / 1,900 templates or 4,750 users / 9,500 templates (option)				4,000 templates
Read Format	EM / Mifare	EM / Mifare	EM / Mifare	EM / Mifare / NFC <sup>n</sup>	EM / Mifare
Interface (To PC)	TCP/IP	RS-485, TCP/IP	RS-485, TCP/IP	RS-485, TCP/IP	RS-485, TCP/IP
Interface (To Reader)	T2 / W26	T2 / W26	T2 / W26	T2 / W26	T2 / W26
Interface (To CCTV)	-	RS-485	RS-485	RS-485	RS-485
Cardholders	20,000	40,000	40,000	40,000	80,000
Transactions	40,000	100,000	100,000	100,000	100,000
Input Port	3	3	3	3	3
Built-in Relay	1	1	1	1	1
Optional Output <sup>8</sup>	ACU-30	ACU-30	ACU-30	ACU-30	ACU-30
Display	LED	Mono LCD	Mono LCD	Color LCD	Color LCD
Time Zones / Time Schedules	128 / 128	128 / 128	128 / 128	128 / 128	256 / 256
Holiday Schedules	100 days / Group (2 Groups)	100 days / Group (2 Groups)	100 days / Group (2 Groups)	100 days / Group (2 Groups)	100 days / Group (2 Groups)
Unlock Door Time Schedules	V	V	V	V	V
Power Input	DC12V / 1A	DC12V / 1A	DC12V / 1A	DC12V / 1A	DC12V / 1A
Dimensions (LxWxH / mm)	219 x 49 x 47	130 x 140 x 41	130 x 140 x 41	130 x 140 x 41	130 x 100 x 27

<sup>8</sup> ACU-30 is an optional item with 2 relays

<sup>m</sup> Only HAC-710PEF-WR and HAC-710PMF-WR models support IP65 ingress protection.

<sup>n</sup> For RAC-971PMF Mifare model only; need to work with Android APP.



# Reader







Series		IP66 Waterproof Reader	Proximity Reader				
Image							
Spec. \ Model No.		PXR-A1-WR	PXR-50	PXR-51 PXR-51K	PXR-52 PXR-52K	PXR-A1 PXR-A1K	PXR-62
Read Format		EM / Mifare	EM / Mifare	EM / Mifare	EM / Mifare	Mifare	EM / Mifare
Reader Interface		W&S	T(E), W(E), S(M)	W, S(M)	T, W, S, L	W, S	T&W, S, L
Keypad		-	-	PXR-51K	PXR-52K	PXR-A1K	-
Input Ports	Non-L-Type	1 (Case Sensor)	1 (Case Sensor)	1 (Case Sensor)	1 (Case Sensor)	1 (Case Sensor)	1 (Case Sensor)
	L-Type	-	-	-	3 (Case Sensor, Exit Button, Door Sensor)	-	3 (Case Sensor, Exit Button, Door Sensor)
Output Ports (L-TYPE)	Built-in Relay	-	-	-	1 (Lock)	-	1 (Lock)
	Optional Output <sup>9</sup>	-	-	-	ACU-30	-	ACU-30
Ingress protection		IP66	-	-	-	-	-
Power Input		DC12V / 1A	DC12V / 1A	DC12V / 1A	DC12V / 1A	DC12V / 1A	DC12V / 1A
Operating Temperature		-20°C ~ 70°C / -4°F ~ 158°F	-10°C ~ 70°C / 14°F ~ 158°F	-20°C ~ 70°C / -4°F ~ 158°F	-10°C ~ 70°C / 14°F ~ 158°F	-20°C ~ 70°C / -4°F ~ 158°F	-10°C ~ 70°C / 14°F ~ 158°F
Relative Humidity		20% ~ 80% (Non-condensing)					
Dimensions (LxWxH / mm)		120 x 80 x 27	95 x 44 x 16	112 x 77 x 21	120 x 76 x 23	120 x 80 x 27	120 x 76 x 27
Case Color		BL	BL	BL	DG	BL	DG, SG

<sup>9</sup> ACU-30 is an optional item with 2 relays.











※ Reader Interfaces T: T2, T(E): T2 (EM) W: Wiegand, W(E): Wiegand (EM) S: RS-485, S(M): RS-485 (Mifare) L: L-Type, L(M): L-Type (Mifare)  
 ※ Case Color BL: Black, DG: Dark Grey, SG: Dark Grey & Silver, GO: Metallic Gold, SV: Silver, E: Metallic Silver, WH: White









Series		Glass Faceplate Proximity Reader			Low Profile Reader	Mini Reader	Mullion Reader	
Image								
Spec. \ Model No.		PXR-10 PXR-10K	PXR-12 PXR-12K	PXR-13 PXR-13K	PXR-10-THN PXR-10K-THN	PXR-C2	PXR-71 PXR-71K	
Read Format		EM / Mifare	EM / Mifare	EM / Mifare	EM / Mifare	EM / Mifare	EM / Mifare	
Reader Interface		PXR-10: W, S(M) PXR-10EK: W PXR-10MK: W&S	PXR-12: T, W, S(M), L(M) PXR-12K: T, W, S(M)	PXR-13: W, S(M) PXR-13K: T, W, S(M)	T, W	T&W	W, S	
Keypad		PXR-10K	PXR-12K	PXR-13K	PXR-10K-THN	-	PXR-71K	
Input Ports	Non-L-Type	1 (Case Sensor)	1 (Case Sensor)	1 (Case Sensor)	4 (Case Sensor x 1, LED Control x 2, Buzzer x 1)	2 (LED Control x 1, Buzzer x 1)	1 (Case Sensor)	
	L-Type	-	3 (Case Sensor, Exit Button, Door Sensor)	-	-	-	-	
Output Ports (L-TYPE)	Built-in Relay	-	1 (Lock)	-	-	-	-	
	Optional Output <sup>10</sup>	-	ACU-30	-	-	-	-	
Ingress protection		-	-	-	IP65	IP65	IP65 <sup>q</sup>	
Power Input		DC12V / 1A	DC12V / 1A	DC12V / 1A	DC12V / 1A	DC12V / 1A	DC12V / 1A	
Operating Temperature		-20°C ~ 70°C / -4°F ~ 158°F					-40°C ~ 70°C / -40°F ~ 158°F	
Relative Humidity		20% ~ 80% (Non-condensing)						
Dimensions (LxWxH / mm)		<sup>o</sup> Faceplate: 86 x 86 x 13 Backside: 65 x 58 x 24	<sup>p</sup> Faceplate: 120x 75 x 13 Backside: 65 x 58 x 24	<sup>p</sup> Faceplate: 120x 75 x 13 Backside: 65 x 58 x 24	86 x 86 x 15	Controller: 50.5 x 43 x 31.5 Faceplate: <sup>o</sup> 86 x 86 x 2 / <sup>p</sup> 115 x 70 x 2	130 x 45 x 25	









- <sup>10</sup> ACU-30 is an optional item with 2 relays.
- <sup>o</sup> Compatible with 86 Type Back Box.
- <sup>p</sup> Compatible with 120 Type Back Box.
- <sup>q</sup> For PXR-71-WR, PXR-71K-WR models only.

Series		Proximity Reader			LCD Proximity Reader	Vandal-Resistant Reader	Scramble Keypad Reader
Image							
Spec. \ Model No.		(1) PXR-66 (2) PXR-68	PXR-92 PXR-92K	PXR-93 PXR-93K	(1) PXR-94K (2) PXR-97K	PXR-K1	PXR-RN
Read Format		Mifare	EM / Mifare	EM / Mifare	EM / Mifare	Mifare	EM / Mifare
Reader interface		(1) S, L (2) L	T, W, S, L	T, W, S, L, OSDP <sup>r</sup>	(1) S, L (2) L(M)	W&S	W&S, OSDP <sup>r</sup>
Keypad		-	PXR-92K	PXR-93K	V	V	V (Scramble)
Input Ports	Non-L-Type	-	1 (Case Sensor)	1 (Case Sensor)	1 (Case Sensor)	1 (Case Sensor)	1 (Case Sensor)
	L-Type	(1) 2 (Exit Button, Door Sensor)	3 (Case Sensor, Exit Button, Door Sensor)	3 (Case Sensor, Exit Button, Door Sensor)	3 (Case Sensor, Exit Button, Door Sensor)	-	-
Output Ports (L-Type)	Built-in Relay	(1) 1 (Lock)	1 (Lock or Doorbell)	1 (Lock or Doorbell)	1 (Lock or Doorbell)	-	-
	Optional Output <sup>11</sup>	(1) ACU-30 (2) RLY-66 series	ACU-30	ACU-30	ACU-30	-	-
Ingress protection		-	IP65	IP65	IP65	IP65, IK08	-
Power Input		DC12V / 1A	DC12V / 1A	DC12V / 1A	DC12V / 1A	DC12V / 1A	DC12V / 1A
Operating Temperature		-10° C ~ 55° C / 14° F ~ 131° F			0° C ~ 55° C / 32° F ~ 131° F	-20°C ~ 70°C / -4°F ~ 158°F	
Relative Humidity		20% ~ 80% (Non-condensing)					
Dimensions (LxWxH / mm)		146 x 42 x 24	120 x 77 x 22	120 x 77 x 22	130 x 100 x 27	122 x 88 x 27	122 x 88 x 28
Case Color		(1) DG, SG (2) DG, SB	BL	SV	(1) BL (2) SV	DG	BL

<sup>11</sup> ACU-30 is an optional item with 2 relays ; RLY-66 has built-in high current load relay(s).  
<sup>r</sup> For PXR-93MWSK-OSP, PXR-RNMWSK-OSP OSDP models only.


Series	Digital I/O Control Panel				Energy Saving Relays	Single Door Panel	Alarm	Card	Key Fob	
Image										
Model No.	MCU-0008	MCU-0016	MCU-0800	MCU-1600	ACU-30	RLY-66 Series	ACU-100	LD-95LS	EM / Mifare	EM / Mifare
Description	8 Relays	16 Relays	8 Inputs	16 Inputs	2 Relays	1, 2 Relays	4 Inputs , 2 Relays	DC 10 ~ 14V	125KHz / 13.56MHz	125KHz / 13.56MHz


Series	Electromagnetic Locks	Electric Strike	Electric Bolt	Contactless Exit Switch				
Image								
Model No.	MDL-300/100/200	ESL-100 / 200	EBL-100	HPB-10A	HPB-10E	HPB-11E	HPB-C2	HPB-10P-E
Description	300 / 600 / 1200 LB	Iron / Stainless Steel	Aluminum	Infrared Proximity	Infrared Proximity	Capacitive Proximity	Infrared Proximity	With Emergency Push Button Function


Series	Comm. Converter				EM & Mifare Encoder	Finger Vein / Fingerprint Enroller	Power Supply	
Image								
Model No.	EPC-409	EPC-408io	EPC-408	EPC-406	IME-1100U	FV-100	FM-800	PSU-330
Description	TCP/IP ↔ 232/485	TCP/IP ↔ 485	TCP/IP ↔ 422/485	USB ↔ 422/485	USB Interface	Finger Vein	Fingerprint	Output DC13.8V, 3.5A

# HUNDURE

Hundure Technology Co., Ltd.

 Address: 7F., No.10, Ln. 609, Sec. 5, Chongxin Rd.,  
Sanchong Dist., New Taipei City 241, Taiwan

 TEL: + 886 2 2999-2240

 FAX: + 886 2 2999-2395

 E-mail : [overseas@hundure.com](mailto:overseas@hundure.com)



[www.hundure.com](http://www.hundure.com)



Facebook

